



Capital University of Science and Technology



CUST

Admissions – Application Guide



Step (1/4):

- Go to admission.cust.edu.pk

Step (2/4):

- Click **New Here? Sign-Up** to create your online account, & enter basic information to access the online admission application.

Capital University of Science and Technology

Admission Sign-In

Login

Password

Forgot Password?

Sign In

New Here? Sign-Up

Capital University of Science and Technology
Islamabad Expressway, Kahuta, Road Zone-V Sihala, Islamabad.
051-111-555-666
admissions@cust.edu.pk
Follow Us On Social Media

Step (3/4):

Fill the Sign-Up form

Note: All the fields must be filled with accurate information.

- **First and Last Name:** The name MUST be written as per your **educational records**. Once you have made the account, you will not be able to edit or change the name.
- **E-Mail:** You must provide your correct and active email address as login username and password will be sent to your email address.
- **International Student:** Please select **No** incase of National student and **Yes** for International student
- **CNIC:** Write down your National Identity Card Number/B Form No.
- **Mobile No:** You must provide your correct contact number as you will be contacted on this number throughout the admission process.
- **Gender:** please select your gender

First Name

Last Name

Email

International Student

CNIC

Mobile

Male Female Other

Sign Up

Already Have an Account?

Capital University of Science and Technology
Islamabad Expressway, Kahuta, Road Zone-V Sihala, Islamabad.
051-111-555-666
admissions@cust.edu.pk
Follow Us On Social Media

Step (4/4):

- Press the **Sign-Up** button, and you will be registered for the account. After successfully signing-up, an email will be sent to your mobile number/email address (provided by you at the time of sign-up). The email will have the User Name and Password for the online application.

Below is the sample of the sign-up email:

Welcome to Capital University of Science and Technology

AA

Admissions at CUST

To

😊 ↩ Reply ↩ Reply All → Forward ⋮

🔗 If there are problems with how this message is displayed, click here to view it in a web browser.



Dear [REDACTED], Thank you for your interest in Capital University of Science and Technology. You have successfully created your online account. Please go to [ADMISSIONS.CUST.EDU.PK](https://admissions.cust.edu.pk) and enter the following username and password to log-in to your online account;

Username: [REDACTED]
Password: Nq1iGctZ

After form completion and final submission, the button for challan of processing fee of Rs 2000/- will be activated. Please download the challan, take a print out and pay at the nearest branch of the Bank of Punjab or through any of the online payment options.

In case you need help at any point, please call our helpline at 051-111-555-666 for assistance or email us at admissions@cust.edu.pk.

Good Luck!

Admission Office
Capital University of Science and Technology
Islamabad Expressway, Kahuta, Road Zone-V Sihala, Islamabad.
051-111-555-666 (9:00 am to 5:00 pm)
admissions@cust.edu.pk

Online Admission Application

Please follow the following steps to fill out your online admission application of CUST:

Step 1: Go to admission.cust.edu.pk

Step 2:

- Enter the details (provided to you via email/message). Enter **Username (login)** in the first tab and **Password** in the second tab
- Press the **Sign In** button.

Capital University of Science and Technology

Admission Sign-In

Login: 25128508

Password:

Forgot Password?

Sign In

New Here? Sign-Up

Capital University of Science and Technology
Islamabad Expressway, Kahuta, Road Zone-V Sihala, Islamabad.
051-111-555-666
admissions@cust.edu.pk
Follow Us On Social Media

Step 3:

- Once you successfully Sign in, the main dashboard will appear. Click on the **Application form** to open the admission form.

Capital University of Science and Technology

Welcome, Tajamal Hussain

Application

Your Application State DRAFT

Program Transfer Request (Admission Form)

Payment

Application Processing Fee (First Fill Application)

Pay Online

Letter

Letter Of Admission Test/Interview Interview/Test Letter Not Available

Admission Offer Letter

Admission Offer Letter

Candidate Bank Challan

Candidate Bank Challan

Personal Information:

- Some details in the Personal Information section will already be filled. You must fill all the remaining blank fields.
- Upload your recent picture by clicking on the **Profile Picture**. Select a recent picture file, press open and your picture will be uploaded.
- You must enter your information from the drop downs or text fields. In this section, all the fields are required to be filled.

Reference No : 25128508

Capital University of Science and Technology

Personal Information

Contact Information

Guardian Information

Academic Information

Program Preferences

Upload Documents

Application Submission

Invoice

Entry Test/Admit Card

Application

Personal Information

Tajamal First Name*

Middle Name

Hussain Last Name*

Pakistan Nationality*

Select Province Province*

Select Domicile Domicile*

11111-1111111-1 CNIC*

Date Of Birth(mm/dd/yyyy)*

Male Gender*

Select Religion Religion*

Select blood Group Blood Group

Select Last School Attend Last Institute Attended*

How Do You Know About Us How Do You Know About Us*

Profile Picture

Please Upload a Passport Size (2X2) Picture.

- Please enter the Contact and Guardian information to proceed to the next step.

Reference No : 25128508

Personal Information Contact Information Guardian Information Academic Information Program Preferences Upload Documents Application Submission Invoice Entry Test/Admit Card

Application

Personal Information

Contact Information

Guardian Information

Academic Information

- You must enter all your academic details starting from Matric degree.
- In the **Degree Level**, select your degree level from the dropdown (For Example: Secondary School Certificate).
- In the **Degree** select your degree (For Example: Matric)
- In Specialization select your specialization (on the basis of specialization, as per the eligibility criteria programs will be shown) then select your passing year
- In the **Result Status**, there are two options for candidates, **Declared** and **Result Awaiting**.

Reference No : 25128508

Personal Information Contact Information Guardian Information Academic Information Program Preferences Upload Documents Application Submission Invoice Entry Test/Admit Card

Application

Personal Information

Contact Information

Guardian Information

Academic Information

Add Education

Program Preferences

Upload Documents

Education Update

Degree Level*: Degree*: Specializations : Select Passing Year*:

Select Result Status*:

Total Marks: Obtained Marks: Percentage:

Institute Name*: Board Roll No. Board*:

Degree Document*: No file chosen

- If the result of HSSC-II candidates is 'Delivered,' select 'Declared.' If the result is not 'Delivered,' select 'Result Awaiting'

- Enter the other related details of Total Marks, Obtained Marks, Institute Name, Board Roll No.
- In the **Board/University**, select your Board and University from the dropdown.
- You must attach your Result/Degree
- After entering the academic details click on **Update** button so that your academic record is added in the system.
- You can add all your academic records following the above-mentioned steps and filling the same text boxes for new information again.
- For Undergraduate programs, **Matriculation/O-levels** & **Intermediate/A-level** records are compulsory to add.
- When you complete all academic information select the **Save & Next** button and your next step will be open.

Program Preferences:

- Once all the academic records are added to the form, click the 'Save and Next' button. The Program Preferences section will available

Program Preferences

View Offered Program

Add Program

- BS COMPUTER SCIENCE
- BACHELOR OF BUSINESS ADMINISTRATION
- BS SOFTWARE ENGINEERING
- BACHELOR OF ACCOUNTING AND FINANCE
- BACHELOR OF SCIENCE IN PSYCHOLOGY
- BS ENGLISH (LANGUAGE AND LITERATURE)
- BS BUSINESS ANALYTICS
- BS ARTIFICIAL INTELLIGENCE
- ASSOCIATE DEGREE IN ACCOUNTING AND FINANCE
- ASSOCIATE DEGREE IN BUSINESS ADMINISTRATION
- ASSOCIATE DEGREE PROGRAM IN COMPUTER SCIENCE
- ASSOCIATE DEGREE IN COMMERCE
- BS Cyber Security

My Preferences (You can only view programs for which you are eligible as per your previous qualification & percentage/CGPA.)

Click & Drag To Reorder

Preference No 2

Preference No 3

- When viewing the offered programs, the candidate is presented with an open list of different programs to select their preferences.
- The candidate can drag a program to set it as **Preference 1**, followed by **Preferences 2 and 3**.

Pre Test:



Upload Result Card*

Pre Test Name*

- After completing the program preferences, an option of Pre-Test will appear.
- If you have given any HEC approved test then you can select the option otherwise leave it unselected and proceed to the next step
- If you have selected the Pre-Test then upload the Pretest result and specifies the name of the Pretest.


- Upon clicking the **Update** button, the next section opens."

Upload Documents

- Candidate must upload the documents.
- If the candidate has a CNIC, they **must** upload the front and Back side of the CNIC.
- B-form can be attached incase the CNIC is not available.
- Attach the Domicile same way, you can leave the domicile option to proceed if the domicile is not available.


Upload Documents
^

Documents




CNIC Front Side/B-Form*

 No file chosen



CNIC BackSide/B-Form*

 No file chosen



Domicile*

 No file chosen

- Once the document is uploaded and the candidate selects the upload button, the next section will be displayed.

Application Submission

- In the Application Submission section, candidates must review all the information they previously submitted.
- Click “I Agree with Term and Condition”.
- Click the 'Submit Application' button to proceed to the next section.

My Preferences (You can only view programs for which you are eligible as per your previous qualification & percentage/CGPA.)

<input checked="" type="checkbox"/> BACHELOR OF ACCOUNTING AND FINANCE	1
<input checked="" type="checkbox"/> BACHELOR OF SCIENCE IN PSYCHOLOGY	2
<input checked="" type="checkbox"/> BS ENGLISH (LANGUAGE AND LITERATURE)	3

Undertaking

1. I affirm that all the information supplied is complete and accurate to the best of my knowledge and any misrepresentation of facts can lead to refusal of admission/cancellation of admission/dismissal from the University or any legal action.
2. For result awaiting students: "I Certify that I have already taken the exam on the basis of which I am seeking admission and will submit the result on or before the Friday of the seventh academic week of the semester. I understand that I shall not be allowed to sit in the University examinations if I failed to do so. I also understand that my admission shall stand canceled forthwith if I failed to attain the requisite percentage and any refund of fee would be in accordance with the University Fee Refund Policy."
3. I undertake to deposit with the admission office immediately but not later than the completion of the 1st Semester, a copy of my previous mark sheet attested by IBCC/Board/HEC whichever is applicable. Should I fail to do so I may be dropped from the program and no fee refund/adjustment shall be made to me in such an eventuality.
4. I undertake not to indulge in political activities and shall devote my self wholeheartedly to my studies, and shall maintain the dignity and prestige of the University, inside and outside the campus, and shall abide by all its academic and discipline rules and regulations, and shall be liable to any penalty including rustication/expulsion from the University in case of any violation on my part.
5. I undertake and solemnly affirm that I shall abide by the Rules and Regulations of the University, published from time to time, I shall uphold, to the best of my ability, the academic standards of the University and exercise due diligence in caring for its property, good name and sanctity.

I Agree With Term And Conditions

Submit Application

Application Processing Fee Payment

- In the main dashboard, click the option for the **Application Processing** Fee to download the processing fee challan.

The screenshot shows a dashboard with several navigation options. The 'Application Processing Fee' section is highlighted, with a 'Click To Download' link. Other options include 'Application', 'Payment', 'Letter', 'Program Transfer Request', 'Download Application Form', and 'Pay Online'. A list of documents is visible, including 'Letter Of Admission Test/Interview', 'Interview/Test Letter Not Available', 'Admission Offer Letter', and 'Candidate Bank Challan'.

- Applicant can pay the challan in any nearest branch of Bank of Punjab or online by clicking the Pay online option.
- Once the payment is made, it is verified. The next step is to view the Test Letter which is available within the 24 hour of fee payment on admission portal.

Test Letter:

- On dashboard click on Interview/Test letter, the following page will appear including all the details of your test.

The screenshot shows an admission test letter from Capital University of Science and Technology, Islamabad. The letter is dated 2024-11-30 and is addressed to Tajamal Hussain. It provides details for an admission test on 2023-12-16 at 10:00 AM - 11:00 AM. The test venue is redacted. The letter also provides the username (0010) and password (redacted) for the test. The subject of the test is 'Schedule of Admission Test'.

Capital University of Science and Technology
Islamabad
<https://cust.edu.pk/>
Islamabad Expressway, Kahuta, Road Zone-V Sihala, Islamabad . 051-111-555-666 . admissions@cust.edu.pk

ADMISSION TEST

Date: 2024-11-30
Ref No.: 0010
Name: Tajamal Hussain

Subject: Schedule of Admission Test

Dear Applicant,

Thank you for submitting your online application for admission in BS COMPUTER SCIENCE at the Capital University of Science and Technology .

The schedule for your admission test is given below:-

Test Date:	2023-12-16
Test Time:	10:00 AM - 11:00 AM
Test Venue:	[REDACTED]
Username For Test:	0010
Password For Test:	[REDACTED]

General Guidelines

- The asterisk sign (*) means that the fields are compulsory to fill. Without entering the details in the required field, the form will not proceed further
- Enter your email address carefully because once you have registered for the application, the email address cannot be changed.
- Once you registered through our online admission portal, an email is sent to your email address for username and password. In case you have not received the email in the inbox, kindly check the spam folder
- Academic detail will not be completed if any of your educational information is missing. You have to start adding your academic details from Matric/O-levels.
- Once you have filled your form completely, re-check before submitting it. No changes can be made after submission
- While accessing the online portal, make sure that you enter the username and password provided to you via E-mail
- Admission result (Offer Letter) will be available to download from your online CUST account after the admission test.
- Fee challan will be available to download from your online CUST account after the submission of documents in admission office as **per the dates mentioned on offer letter**.
- In case of any discrepancy and further information, send an email to admissions@cust.edu.pk or contact us at **(051) 111 555 666, Ext. 123, 284 (9:00AM to 5:00 PM)**